









Table 1: Benefits of 2015 RGGI Investments

Category	Annual Benefits of 2015 Investments	Lifetime Benefits of 2015 Investments
 Participating Households	161,805 (Programs)* 1.5 million (Bill Assistance)	N/A
 Participating Businesses	6,060 (Programs)* 37,396 (Bill Assistance)	N/A
 Workers Trained	552	N/A
 Short Tons CO ₂ Avoided	298,410	5.3 million
 Equiv. Cars Off Road	57,184	1.0 million
 Megawatt-Hours Saved	505,761 MWh	9.0 million MWh
 MMBtu Saved	1.5 million MMBtu	28.0 million MMBtu
 Energy Bill Savings	\$154.5 million	\$2.31 billion

*Participants in all programs other than direct bill assistance.